



# New Zealand National Rowing Championships

18 – 21 February 2026

*Regatta Information &  
Safety Briefing*

*Please read the regatta conditions posted on the rowIT  
"[profile](#)" tab for this regatta!*

<https://www.karapirorowing.com/christmas-regatta/>



**KRI Regattas Safety  
and Coaches**

WhatsApp group



Scan or upload this QR code using the  
WhatsApp camera to join this group

**Karāpiro  
Rowing**

ROWING  
NEW ZEALAND

# WELCOME

## RACE COMMITTEE

- Chief Umpire – Mary Birch
- Chief Starter – Peter Crane
- Chief Judge – Kim Harrison
- Organizing Rep – Steve Brine
- RNZ Rep – Jared Cummings

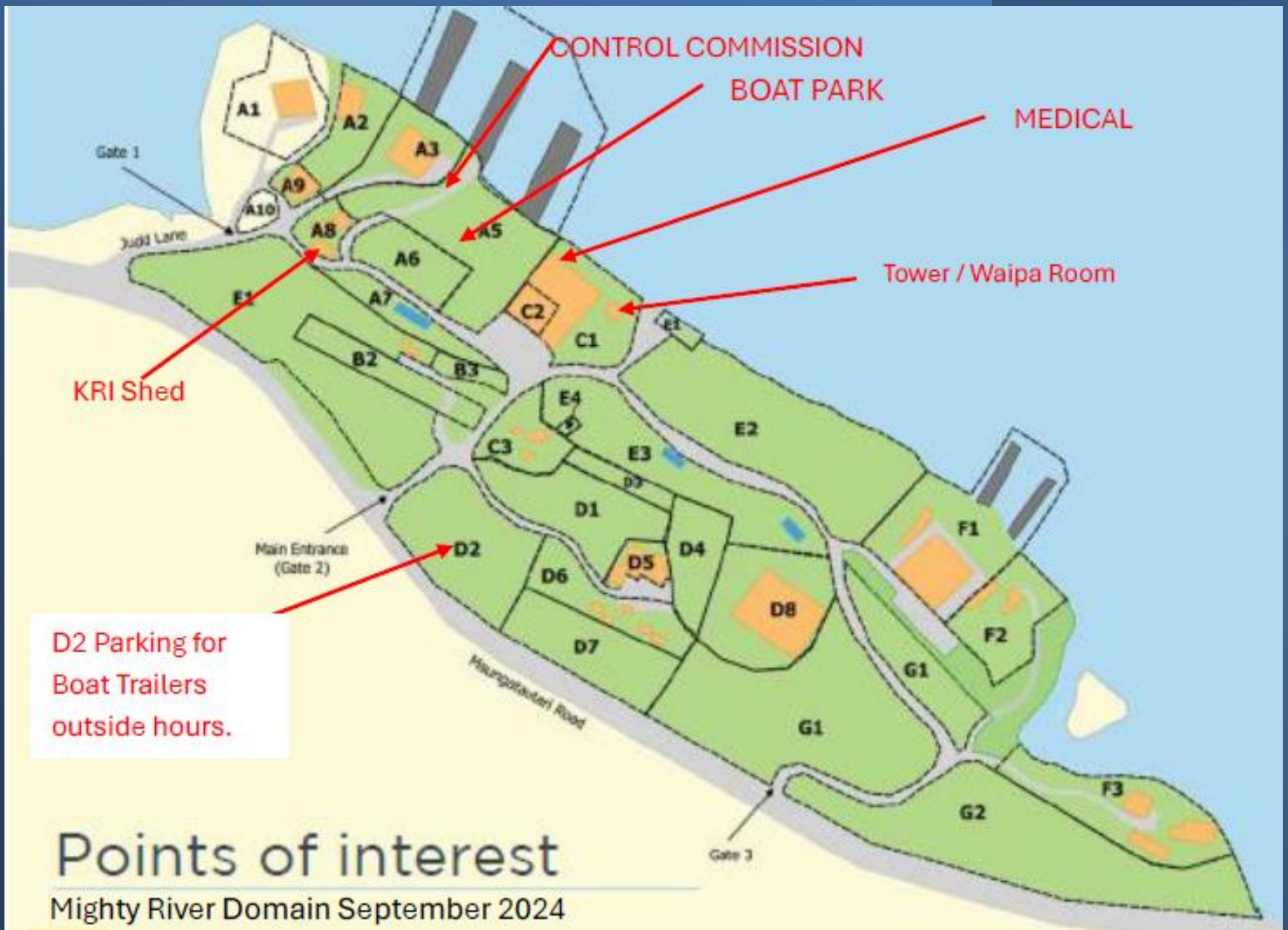
## OTHER KEY REGATTA OFFICIALS

- Chief Compliance – Various
- Chief Safety Officer – Greg Liddy
- Regatta Control – Andrew Carr-Smith & Tricia Balle
- Event Manager – Carol Howard

# SAFETY OFFICER

- As the key representative and Safety Officer for the Regatta, it is YOUR responsibility to ensure that the information shared in this presentation is shared with ALL the relevant people within your club.
- There is important information in this presentation including Rules of the Regatta, Regatta Control and Safety.

**YOU MUST ENSURE ALL THIS INFORMATION IS PASSED ON**



## Points of interest

Mighty River Domain September 2024

# LOCATIONS

## CHIEF UMPIRE & SAFETY OFFICER

- Upstairs of the Sir Don Rowlands, in the Karāpiro room

## COACHES' ROOM

- Sir Don Rowlands Hall (Wednesday – Friday)
- Waipa Room (Saturday)

**Please take away rubbish and clean any mess.**

# VENUE

- **PHOTOGRAPHY:** The Start pontoon and boat park are restricted to accredited photographers (pink tabards) only
- **CYCLING & SCOOTERS:** No RIDING of cycles or scooters in the venue, IT IS DANGEROUS.
- **DOGS:** Please no dogs on site. \$300 fine can be issued by Waipa District Council
- **ALCOHOL/SMOKE/DRUG FREE:** This regatta is a smoke, vape, alcohol and drug free event



**CHECK**



**CLEAN**



**DRY**

**when you  
move  
between  
lakes and  
rivers**



The Clam has now been found at Lake Rotomanu , (North of New Plymouth)



---

## CHECK CLEAN DRY REGATTA PROTOCOL

- All clubs (regardless of your home waterway) are to follow the Check Clean Dry protocols prior to leaving this event.
- Includes boats, oars, coach boats and any equipment or gear that gets wet.
- Wash Station located outside the KRI Shed, please feel free to bring along hose pipes and connect to any taps in the Domain.
- Please bring containers to soak any absorbent material in on way home



# WASTE MANAGEMENT



## *Sort Yourself Waste Station*

Please use reusable bottles and containers where possible.

KRI would like to encourage all clubs to sort your refuse within the confines of your own tent, making delivery and processing faster.

Only transparent bags will be accepted (no black bags).

Location: next to first block of toilets on the Spectator Embankment

All clubs are requested to assist in picking up litter in your area at the end of the day – let's leave the site the way we found it.

# PARKING

Gate 1/ Judd Lane	Competitor drop off (no parking), use roundabout Boat trailers and support vehicles (displaying support vehicle pass)
Gate 2	Support vehicles (displaying support vehicle pass) Buses (big ones) Race Officials, volunteers and VIPs
Gate 3	Minivans and coaches PUBLIC PARKING Assessbile parking

**ONLY EFTPOS ACCEPTED**

**ABSOLUTELY NO PARKING OR DROP OFFS ALONG MAUNGATAUTARI ROAD.**

# TRAFFIC

## A reminder for all travelling to and from the Regatta

Road Closure: SH 01 Rangipo to Waionaru

Night Road Closure Due to road rebuilding works on SH1 between Rangipo and Waionaru, Saturday 15 February to Monday 9 March. Sunday to Thursday nights, 7:00pm-6:00am, and speed restrictions will be in place during the day. Expect delays

Starts 15 February 2026 7:00pm. Ends 9 March 2026 6:00am

**Watch for updates from NZTA!**

**DAM ROAD IS OPEN (No Trailers)**

# BOAT PARK & TRAILERS

- Please do not place boats on dumps on roads or walkways
- Please ensure there are NO overhangs of boats onto walkways or roads

During the regatta, the Boat Park is limited to competitors and coaches only

**Should you need assistance, please approach any of the KRI volunteers in compliance to assist**

# SQUAD TENTS

- Where space allows, each trailer can erect a 3x3 tent immediately adjacent to the boat trailer.

PLEASE BE COGNISANT OF YOUR NEIGHBOURS AND DO NOT ENCROACH ON THEIR AREA, ESPECIALLY WITH ERGS.

- Trailers allocated parking on the island of Judd Lane can erect a tent on the slope between the Upper and Lower Boat Park.
- Please do not erect any tents along the western side of Judd Lane, under the trees, as the branches are not secure.
- Please ensure all tents are securely tied down and guy ropes are not obstructing any walkways.

# SPECTATOR TENTS

- Can be erected from [midday on Tuesday](#)
- Only transparent bags containing rubbish and recycling will be accepted at the waste station (absolutely no black bags)
- If you have gas present in your tent, you **MUST** have a fire extinguisher readily available.
- Ensure all tent pegs are safely covered.
- Ensure no tent legs or guy ropes obstruct emergency access paths.
- Do NOT remove any bollards when accessing the area.
- Ensure all electrical equipment has been tagged and tested.
- **Tent Supply drop-off:** Please collect a pass from the Office.

[No vehicle access along the Spectator Embankment is allowed from 30 min prior to the first race until after the last race. Please drop off food and supplies prior to the start of racing.](#)

[Any access outside these times the Safety Officer / Event Manager must be contacted.](#)

**Reminder that the entire venue is ALCOHOL free**

# Ceremonial

- Crews who qualify for a medal can choose to row to the Ceremonial pontoon, should they wish.
- If they are selected for random boat weigh in, you will be required to first go weigh your boat, whereafter, you can walk to Ceremonial.
- **The presentation will take place as soon as possible after the race, but no later than 30 minutes post the start time of the race.**
- We will need some boat holders for Ceremonial, should any of your athletes, who don't make finals be interested, if they can please hand their name in at the office.



# LIVE STREAMING

- Live Streaming (filming) will be taking place from Wednesday, predominately with the drone for heats.
- The camera boat will be used more frequently for finals towards the end of the week.

Thanks to our Live Streaming partners

AltitudeHD



# REGATTA CONTROL

## PHONE CALLS

- Don't ignore calls from 07 827 9222! Your crew could miss out on racing if you do.

## CONDITIONS

- Posted on the rowIT "profile" tab for each regatta

## RACING PROGRAMME:

- **4 Days:** Wednesday and part of Thursday for heats. Semi-finals on Thursday. Finals Saturday and Sunday
- **Race Intervals:** 5-minute intervals for heats and semi-finals. A Finals at 15-minute intervals
- **Lanes:** 9 lanes in use
- **Progressions:** modified new World Rowing progression. Some crews progress out of heats on place then the balance on next fastest times. Crews progress from semi-finals based on places.

# REGATTA CONTROL

## Preliminary Heats:

- In events with 9 or fewer entries, a preliminary heat will be held
- Prelims are optional. But, if your crew does not intend to race in the prelim, you must let Regatta Control know you're opting out at least 60 mins before the start of the race.
  - **Ask for an opt-out form at the office – don't fill in a scratch form!**
- **If Regatta Control is not notified of an opt out and the crew does not turn up, the crew will be Excluded and not race the Final**
- Prelims are races for lane allocation; unplaced crews and those who opt out will be placed randomly in the remaining lanes
- If heats are running late, prelims may be cut. If finals are running late, straight finals may be cut. But we won't cut both!

# REGATTA CONTROL

## MULTIPLE CREWS in an event?

- Check the crew member names – don't guess!
- Make sure your crews carry the correct bow number

## CREW ALTERATIONS:

- Can be made on rowIT or at the tower
- Due no less than 60 minutes before published race start time
- Max of 50% of rowers (plus cox) can be substituted in any boat (includes medical subs). 50% is relative to the crew as entered.
- Make those scratchings! Let Regatta Control know, even if it's less than 60 mins before race - otherwise we will be searching for you.
- If you are scratching out of a final, PLEASE let us know in plenty of time so we can find somebody else to fill your spot!

# REGATTA CONTROL

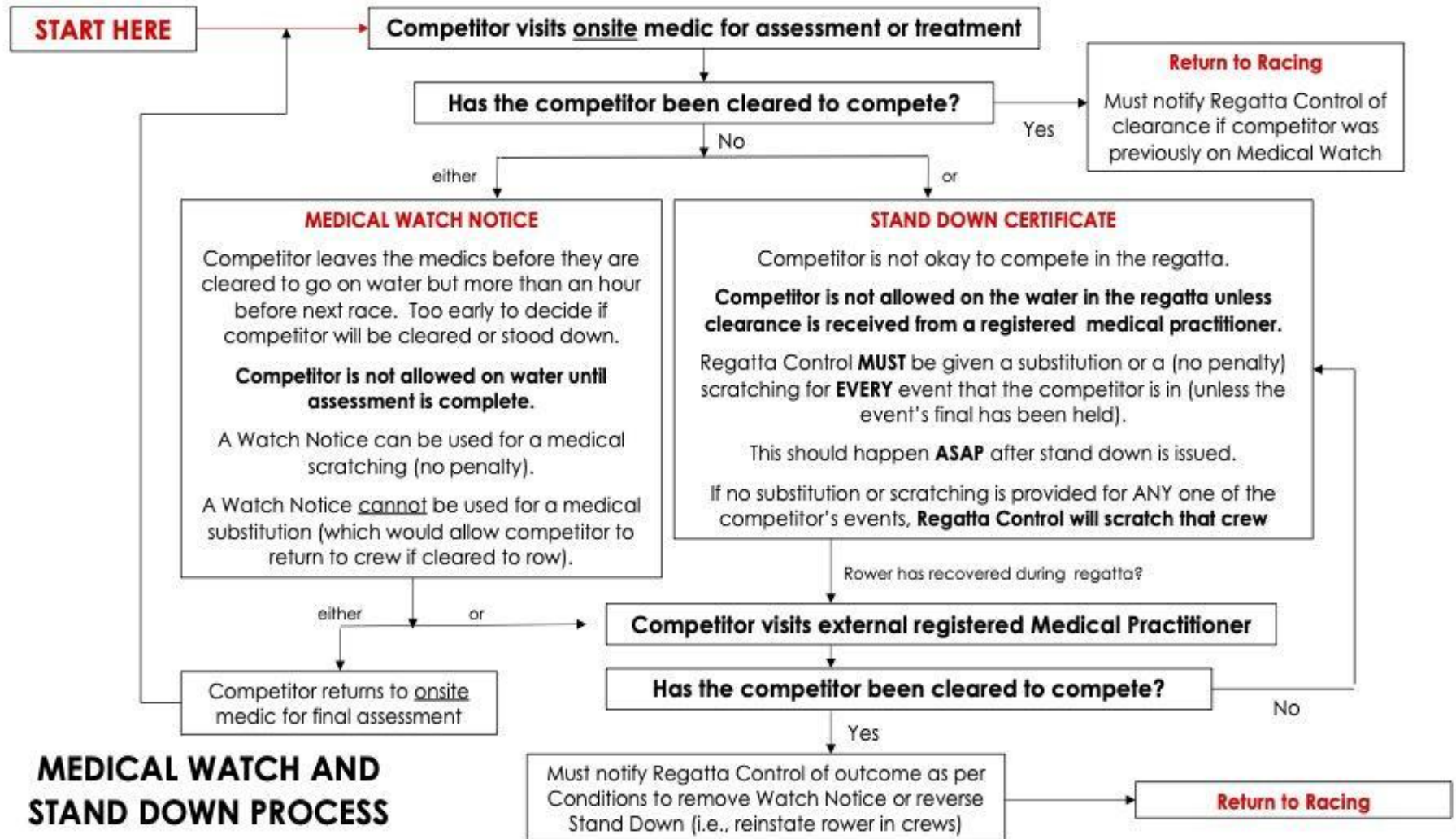
**Medical subs** can be made within 60 mins of race with medical certificate from onsite medic or a qualified medical professional.

A **medical scratching** has no penalty (\$0).

Potential outcomes of medical assessment by on-site medics:

- a. **Cleared** to continue competing; or
- b. Medical **Watch**: Not allowed to race until assessment is completed (can be released by onsite medic)
  - If a watch has not been released prior to race, then crew will be medically scratched and not allowed on the water
- c. Medical **Stand Down**: Not allowed to race (need clearance from registered medical practitioner to remove Stand Down)
  - Must sub competitor out of all crews (or scratch)!

# MEDICAL WATCHES/STAND DOWNS



# CONTROL COMMISSION

**There will be NO calling of races. Presume the regatta is on time and be at the Start in good time for your race.**

## **Boat compliance: 100% check!**

- Hatch covers (to be in place as per rules, NO duct tape), heel restraints, quick release, bow balls, compartments empty
- Please check your own boats in the presence of our Compliance Licensed Officials
  - Boats may be checked at any time by the Officials!
  - IF A BOAT IS NON-COMPLIANT YOU WILL BE TOLD TO RETURN TO THE BOAT RACKS TO RECTIFY THE ISSUE.

**Name checking** of crews will be carried out

**Coxswain armbands** will also be checked



# CONTROL COMMISSION

## Coaching During Racing and Technological Devices

**RNZ Rule 63.1:** It is prohibited for any person (other than the crew's coxswain) to give instructions, advice or directions to crew members that are racing, with any electric, electronic or other technical device, either directly or indirectly.

### Regatta Conditions:

- Competitors and coaches must comply with Rule 63 of the [Rules](#), noting Rule 63.3 that a crew receiving coaching while racing, with the use of a technological device, may be **Excluded** from the event.
- Under Rule 63.2.a of the [Rules](#), the Organising Committee may require crews to carry on their boats such equipment as it considers desirable for the better promotion of the sport of rowing (e.g., mini-cameras, microphones, GPS, etc.) provided that such equipment is identical in weight and location for all boats in a race.

For Example:

**Crews can carry or wear any devices on a boat, they can communicate with their crew or send data to the shore, but they CANNOT receive advice or guidance from the shore using a technological device. Those that do risk Exclusion.**

# CONTROL COMMISSION

**LAUNCHING PONTOON AREA:** Keep area clear of all belongings (e.g. shoes, oar carriers, loose blades). NO running on the pontoons and only 1 or 2 helpers for each boat to avoid overcrowding.

**BOAT WEIGHING:** There will be boat weighing at this regatta. However, scales will be available for test weigh-in from 8am Monday.

**HOT SEATING:** – at Pontoons – you must notify the Compliance Chief at the gazebo by the on-water pontoons of any hot swaps.

**UNIFORM:** Rowers must race in club colours.

# COX WEIGH-IN

**COX WEIGHING:** is in the KRI shed (See MAP Slide 8)

- Coxswains must weigh in pursuant to Rule 19.5(a)(ii) of the [Rules](#)
  - not less than one hour and not more than two hours before their first race of the regatta;

## **AND AGAIN**

- On the day where the coxswain is part of a crew that qualifies for a final, not less than one hour and not more than two hours before their final.
- If the regatta is running behind time, the weigh-in time remains as per the programme

Please remind coxes to keep their wristbands on until the heats have finished and again until the regatta is finished. Otherwise they will be required to be fully weighed in again.

They will be issued with new arm bands between heats and finals.

# COX WEIGH-IN

## WRIST BANDS:

- Once weighed in the cox will be issued a wrist band. The coxswain needs to **keep this on for the regatta.**
- If the Cox has **dead weight** to carry the wristband is on their **RIGHT wrist**
- If the Cox has **NO dead weight** to carry the wristband will be on their **LEFT wrist.**

## LIFE JACKETS:

- Ensure lifejackets are appropriate and of a good standard.

## DEAD WEIGHT:

- Please ensure weights have no loose straps that can snag.
- If sharing weights, please ensure you re-tie them correctly.
- Ensure crews take their coxswain's weights with them AT ALL TIMES.
- **It must not be connected in any way to a crew member, nor should it be of such a composition that it might impede their exit from the boat.**
- To be placed in the boat as close as possible to the coxswain.
- **In a bow-coxed boat, it must not be placed in front of the coxswain.**



# ROWER CLOTHING

## RNZ Rule 20.2 - Rowers' Clothing

Additional garments may be worn underneath the official uniform for reasons of comfort, safety, or modesty, provided that the official uniform remains the outermost visible layer.

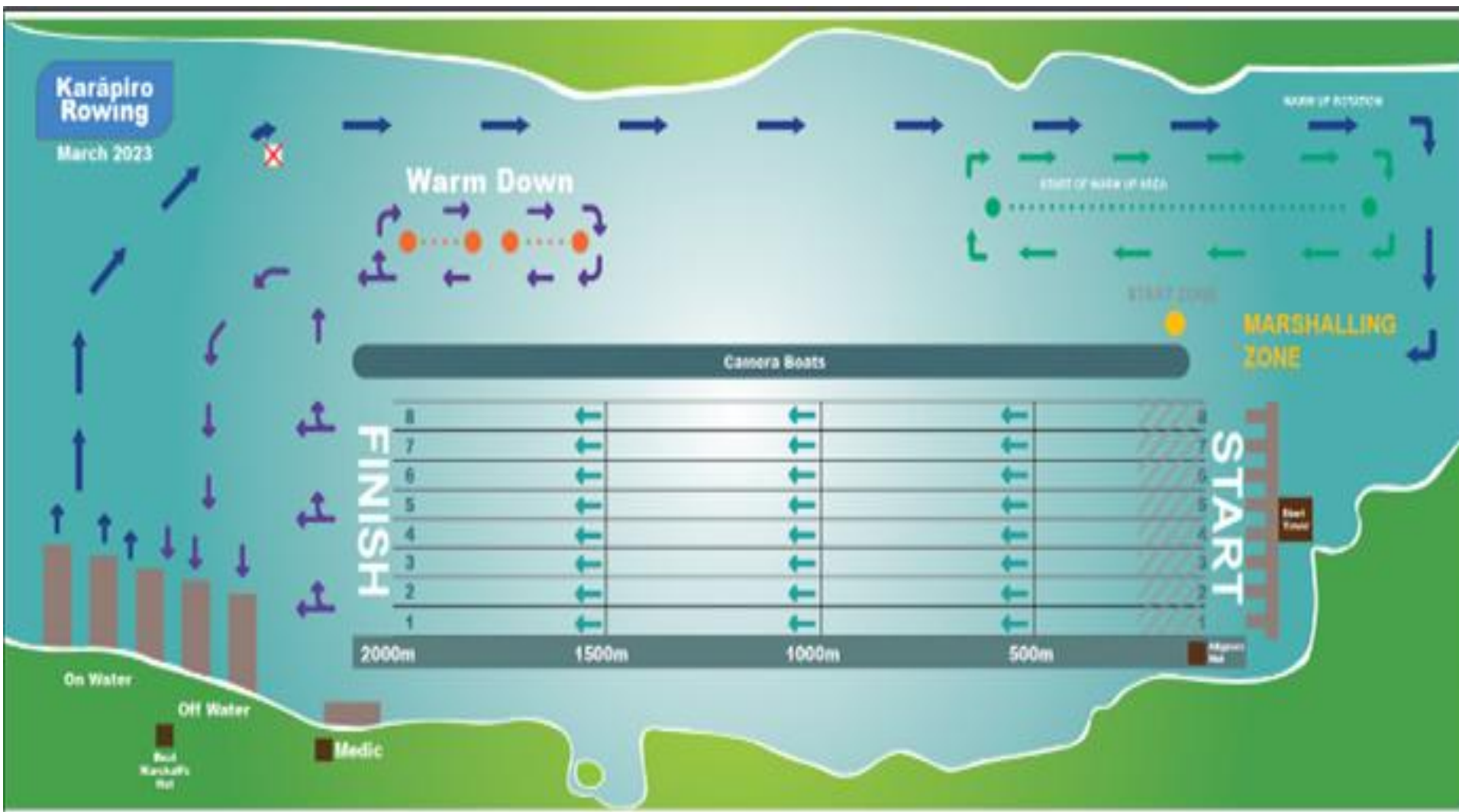
# FLOW PATTERN



- **PONTOONS:** Ensure correct pontoon is used to enter or exit the water. The center pontoon will be a swing pontoon as advised by the Compliance Team
- **FLOW ROTATION:** Follow arrows as depicted on next slide
  - White buoy with a **RED** cross must be rounded. This is a NEW Buoy
  - The last **GREEN** buoy must be rounded to enter the Marshalling area
- **WARM DOWN AREA:** Will be available , CAUTION Camera Boats and crossing traffic
- **SOUTHERN LIMIT:** 100m behind the Start is a buoy Line (weed wires) that **MUST NOT BE CROSSED**
- **EMERGENCY PONTOON:** Outside Medical Rooms. For emergencies only

# FLOW PATTERN

## LAKE **CLOSED** TO THE PUBLIC





# THE START

Please note: The start area is a QUIET ZONE!

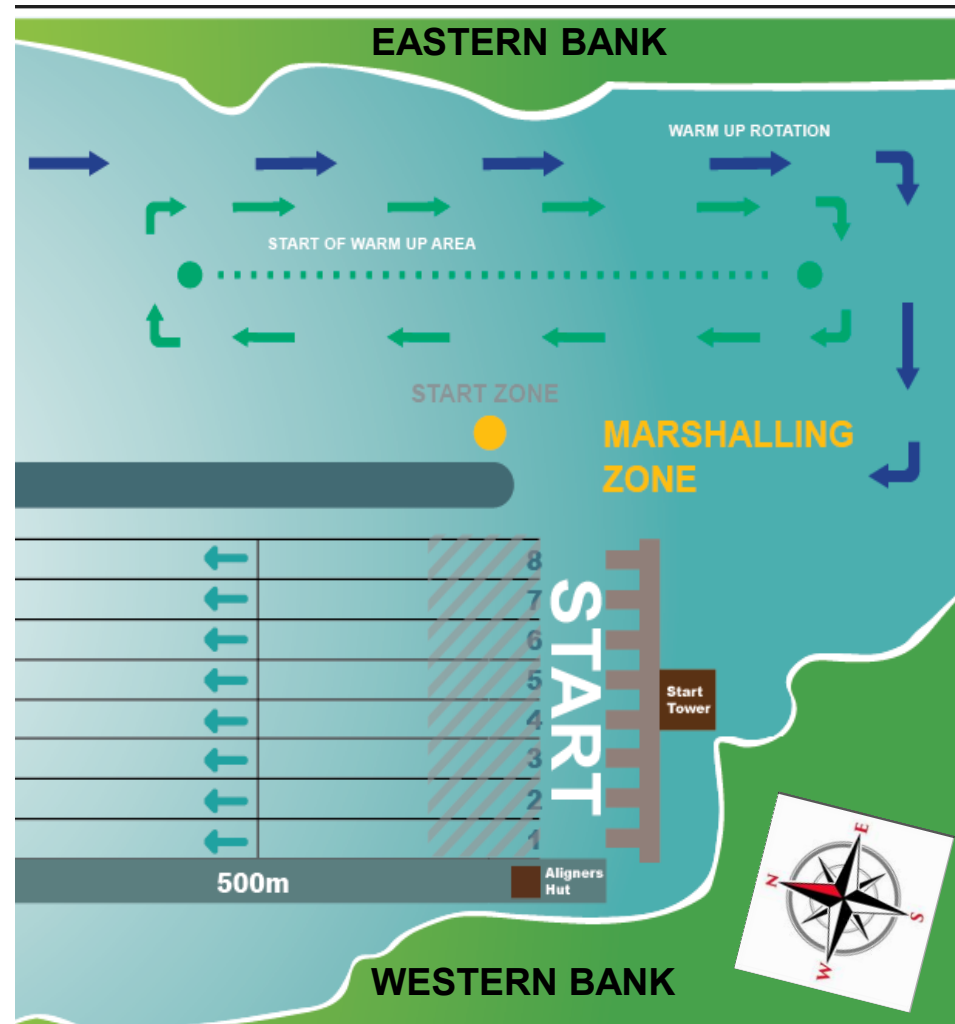
## WARM UP AREA GREEN BUOY LINE:

May be crossed West to East anywhere.


Never cross East to West, Southern Buoy MUST be rounded.

**A CROSSING OF THE GREEN BOUY LINE IN AN EAST to WEST DIRECTION WILL INCUR A RED CARD AND EXCLUSION FROM YOUR RACE , NO EXCEPTIONS.**

- **Warm Up Area:** Practise Starts allowed in the traffic direction shown
- **Holding Area** (orange buoy): Arrive here 5 mins before start time in lane order 1 to 9. Lane 1 goes in first
- **Marshalling Zone** (the area from the Start Tower to the weed wire): there are to be **NO** practise starts / pieces in this area. Its busy be aware of other boats.
- **No Entry Zone:** Do not go past the buoy line 100m to the south of the Start
- **Held start (the blocks):** Stern first into blocks and start backing close to pontoons
- **Entering the Start:** Please spend some time explaining to your rowers how to enter the start. It is expected your students know how to enter the start blocks during the regatta; crews unable to access the start run the risk of a Lane 0 row home
- **Procedure:** Quick Starts and Roll Call will be made as required. Crews are to be visible 5 mins before their race in the marshalling area behind the Start and held 2 mins before the start of their race. If not held at 2 mins, a Yellow Card may be issued
- **Boat Holders:** Will be present
- A video on the KRI website under "Coaching Resources" explains more about the Start process



# THE ROWING COURSE



## START:

- There are no “Next Race” alphas displayed on the Start Tower as **they have moved to the end of the pontoon** – please inform your crews.
- They can also see which alpha is in the “blocks”.

## LANE 9:

- Has Lane wires on BOTH side of the Lane.

## FINISH:

- The FINISH is TWO lines of RED buoys, positioned two meters apart (1m each on either side of the finish line).
- The actual Finish line is not demarcated or visible to crews
- Please ensure crews continue rowing past the second line of finish buoys.

# SAFETY OFFICER UPDATE

## WEATHER:

- **WEDNESDAY:** Wind W 10-20kph Gusts to 30kph, Partly Cloudy.
- **THURSDAY:** Wind W 15-25kph, Gusts to 40kph, Partly Cloudy.
- **FRIDAY:** Wind W 20-30kph, Gusts to 40kph, Mostly fine.
- **SATURDAY:** Wind SW 5-30kph, Sunny

- **MEDICAL:**

The Medical Team will be in the First Aid room (see Flow Rotation Map)

- **MEDICAL OVERSIGHT FROM SAFETY:**

Oversight extends from On water to Off water.

If a crew misses a race, Safety will not contact Coach / Adult Safety Officer

**If there is a Medical Event on the water, Safety will do its utmost to contact Coach / Adult Safety Officer and advise.**

**ANY QUESTIONS / QUERIES, PLEASE RING SAFETY OFFICER**

# TRAINING

## TRAINING

There will be supervised training available **from 10:00am to 5:00pm on Tuesday 17 February.**

This is subject to KRI having enough volunteers to supervise training. Entities will need to provide coaches, adults or Senior Students to assist. Volunteers will require:

Suitable clothing for the conditions

Closed-in toe shoes (clogs permitted with heel strap up)

Full briefings and equipment supplied.

### **Wednesday 16 until Saturday 21 February:**

1. Training will be available **before Regatta Start**, 6:50am (Sunrise) until 7:15am (Regatta Competitors on water) Please text the Safety Officer with Time on water, time off water and how many boats. Text again when all boats are clear of the water.
2. Training will be available **after Regatta Finish** 6:00pm (approx.) until 8:15pm (Sunset), the Lake will open to the public use Public Flow Rotation.
3. Training will be available **during the Regatta** in the area between the Pontoons and the Dam around the Pylons (in an Anticlockwise direction) 800m approx. distance, please collect a Training number from the Numbers Hut and be briefed by the Chief Compliance.
4. Training is **available past the weed wire.**

If departing from the Boat Park.

- Collect a Number from the Numbers Hut and be briefed by the Chief Compliance.

If Departing from RNZ / Waikato Sheds.

Text the Safety Officer with How many boats / when planned back / and text again when ALL have returned.

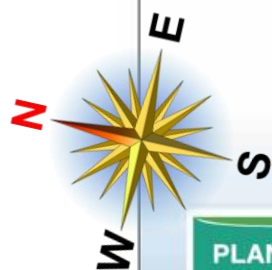
Cross over the course behind a race and exit the course.

On return aim for the GREEN Bouy, follow the WARMUP lane flow, pass to the East of the Marshalling area, HOLD around the Orange Bouy awaiting clearance to cross the course, travel down Lane zero.

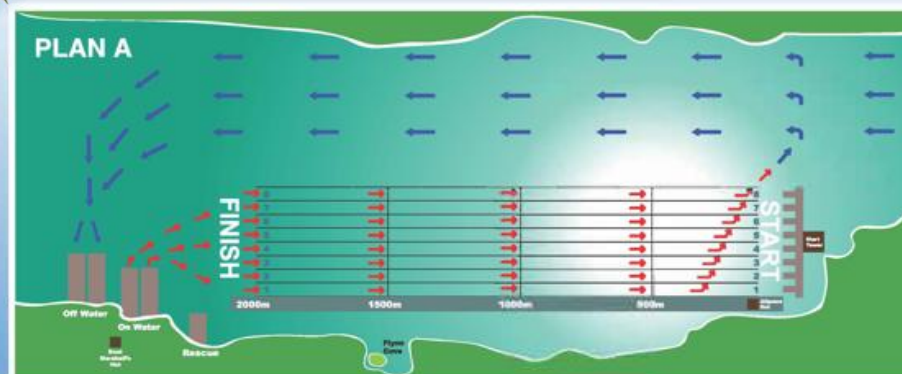
For planning purposes, please email the Chief Safety Officer (Greg) at [safety@karapirowing.com](mailto:safety@karapirowing.com) should you plan to train during the above times.



# FLOW PATTERN LAKE **OPEN** TO THE PUBLIC



## NO LAKE CLOSURE WITH OR WITHOUT BUOYED LANES IN POSITION



- IT IS UNLAWFUL TO UTILISE THE LANES IN A DOWNSTREAM DIRECTION AT ANY TIME (E.G. HEADING FROM THE START LINE TOWARDS THE FINISH LINE)
- IMAGINE THERE IS AN IMAGINARY LINE DOWN THE CENTRE OF THE LAKE. ALL VESSELS MUST KEEP TO THE STARBOARD (RIGHT) SIDE OF THE LAKE.
- USE PLAN A WHEN TRAINING OUTSIDE A LAKE CLOSURE.

# SAFETY OFFICER UPDATE

- **FINISH**

Please remind crews **NOT** to lie down in the boat after finishing their race. We are very vigilant of crew member welfare post-race.

- **ASSISTANCE IN EVENT OF CAPSIZE**

Our Safety Team will first ensure the welfare of a capsized crew and will then clear the course.

The Safety team will assist crews into their boat and they can complete the race if they so wish.

- **EVACUATION POINT**

If an incident occurs requiring an evacuation of the complex, it will be announced over WhatsApp and the PA system both in the Boat Park and on the Bank.

ALL attendees are to evacuate up the hill toward the camping ground or car park areas.

# PERSONAL/SAFETY

- **TEMPERATURE:** Hot! Be appropriately dressed
- **STUDENT WELFARE:** Hydration/food/ Infectious diseases
- **MEDICAL CONDITIONS:** Please ensure competitor medical conditions are updated accurately in rowIT.
  - If a rower requires an electronic device for Medical reasons, please advise the Chief Safety Officer (see Rule 65.2.b).
- **EPI-PENS:** If required, please ensure they are carried by students.
- **UNSPORTSMANLIKE BEHAVIOUR:** Please refrain from using bad language on the water and ensure that ALL officials and volunteers are treated with respect.
- **MEASLES / INFECTIOUS DISEASES:** Please be vigilant and follow the instructions sent.
- **AGLAE BLOOM:** There are no signs of any issues with Algae Bloom in Lake Karapiro.



# Notable Changes & Updates

**Be aware of weather updates.**

**There will be boat weighing at this event**

**No-show Prelim crews that didn't opt out CANNOT race the final**

**Composites require Association approval**

**Ceremonial presentations will be within 30 minutes of the start time of the race**

**Please be aware that Mighty River Domain amenities (e.g., boat park toilets) close once racing is complete**

# REMINDERS

- Compliant bow balls / heel restraints / hatch covers
- Traffic flow rotation
- Green Bouy Line crossing , A collision or an incident at ALL our Regattas this season. ITS DANGEROUS . DO NOT CROSS ESAT TO WEST always go round the last green buoy.
- Limited race calling , ensure you are on time and allow sufficient time
- ALL boats and equipment must be washed down on departure.
- Coaches ANY ISSUES please talk to us early rather than later!
- There were many examples in the presentation of important information, Traffic, Parking, Rubbish , Rules of the Regatta, Regatta Control and Safety.

**ENSURE ALL THIS INFORMATION IS PASSED ON TO YOUR COACHES, CREWS AND PARENTS! POINT THEM TO THE PRESENTATION AND CONDITIONS POSTED ONLINE....**

# QUESTIONS

## Contact Details:

### **OPERATIONS:** Carol

Email: [operations@karapirorowing.com](mailto:operations@karapirorowing.com)

Phone: 027 506 6544

### **CHIEF SAFETY OFFICER:** Greg

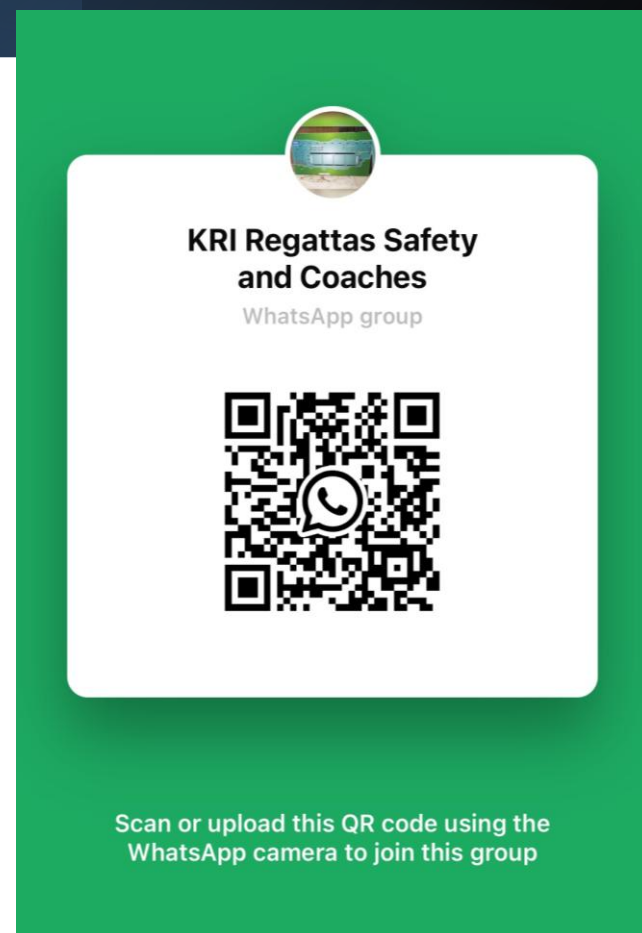
Email: [safety@karapirorowing.com](mailto:safety@karapirorowing.com)

Phone: 027 336 0873

### **BOAT PARK MANAGER:** David

Email: [boatpark@karapirorowing.com](mailto:boatpark@karapirorowing.com)

Phone: 021 810 182



This presentation will be on the KRI website after the meeting.