

KRI Club Regatta

29th & 30th November 2025

*Regatta Information &
Safety Briefing*

*Please read the regatta conditions posted on the
rowIT "[profile](#)" tab for this regatta!*

<https://www.karapirorowing.com/kri-club-regatta/>

KRI Regattas Safety
and Coaches

WhatsApp group



Scan or upload this QR code using the
WhatsApp camera to join this group

**Karāpiro
Rowing**

ROWING
NEW ZEALAND

WELCOME

RACE COMMITTEE

- Chief Umpire – John Joyce
- Chief Starter – David Haydock
- Chief Judge – Mary Birch & Twan van Duivenbooden
- Organizing Rep – Steve Brine
- Association Rep - TBC

OTHER KEY REGATTA OFFICIALS

- Chief Compliance – Twan van Duivenbooden & Mary Birch
- Chief Safety Officer – Greg Liddy
- Regatta Control – Andrew Carr-Smith & Tricia Balle
- Event Manager – Carol Howard
- KRI Board Representative – Vikki Maclean & Dave Waddell

SAFETY OFFICER

- As the key representative and Safety Officer for the Regatta, it is YOUR responsibility to ensure that the information shared in this presentation is shared with ALL the relevant people within your club/school.
- There are many examples in the presentation of important information, Rules of the Regatta, Regatta Control and Safety.

ENSURE ALL THIS INFORMATION IS PASSED ON

MEASLES & INFECTIOUS DISEASES

Letter sent to ALL Clubs / Schools on Wednesday 12th November

All clubs/schools are to take responsibility within their own Health and Safety plans to manage their competitors' health including immunisations and the spread of any infectious diseases.

Please DO NOT ATTEND any EVENT at Lake Karāpiro if:

You are sick or show symptoms of measles – instead, stay home and seek healthcare advice from your doctor, healthcare professional, Hauora Māori provider or Pacific health provider. You can also call Healthline on 0800 611 116 anytime for free advice and support.

If you are not immune to measles and measles is currently circulating in your area, please carefully consider if you need to attend. This is because measles can spread easily to anyone who is not immune.

If you become unwell during the event, or are concerned about someone else, please seek medical assistance immediately and follow any health advice. You may need to return home or to your accommodation and isolate from others.

Please inform the Chief Safety Officer directly if any positive cases of measles occur in your squad whilst at Lake Karāpiro or afterwards for a period of 7 days.

You can also call **Healthline anytime on 0800 611 116** for free advice and support.



CHECK



CLEAN



DRY

**when you
move
between
lakes and
rivers**

The Clam has now been found at Lake Rotomanu , (North of New Plymouth)



CHECK CLEAN DRY REGATTA PROTOCOL

- All clubs (regardless of your home waterway) are to follow the Check Clean Dry protocols prior to leaving this event.
- Includes boats, oars, coach boats and any equipment or gear that gets wet.
- Wash Station located outside the KRI Shed, please feel free to bring along hose pipes and connect to any taps in the Domain.
- Please bring containers to soak any absorbent material in on way home

WASTE MANAGEMENT



Sort Yourself Waste Station

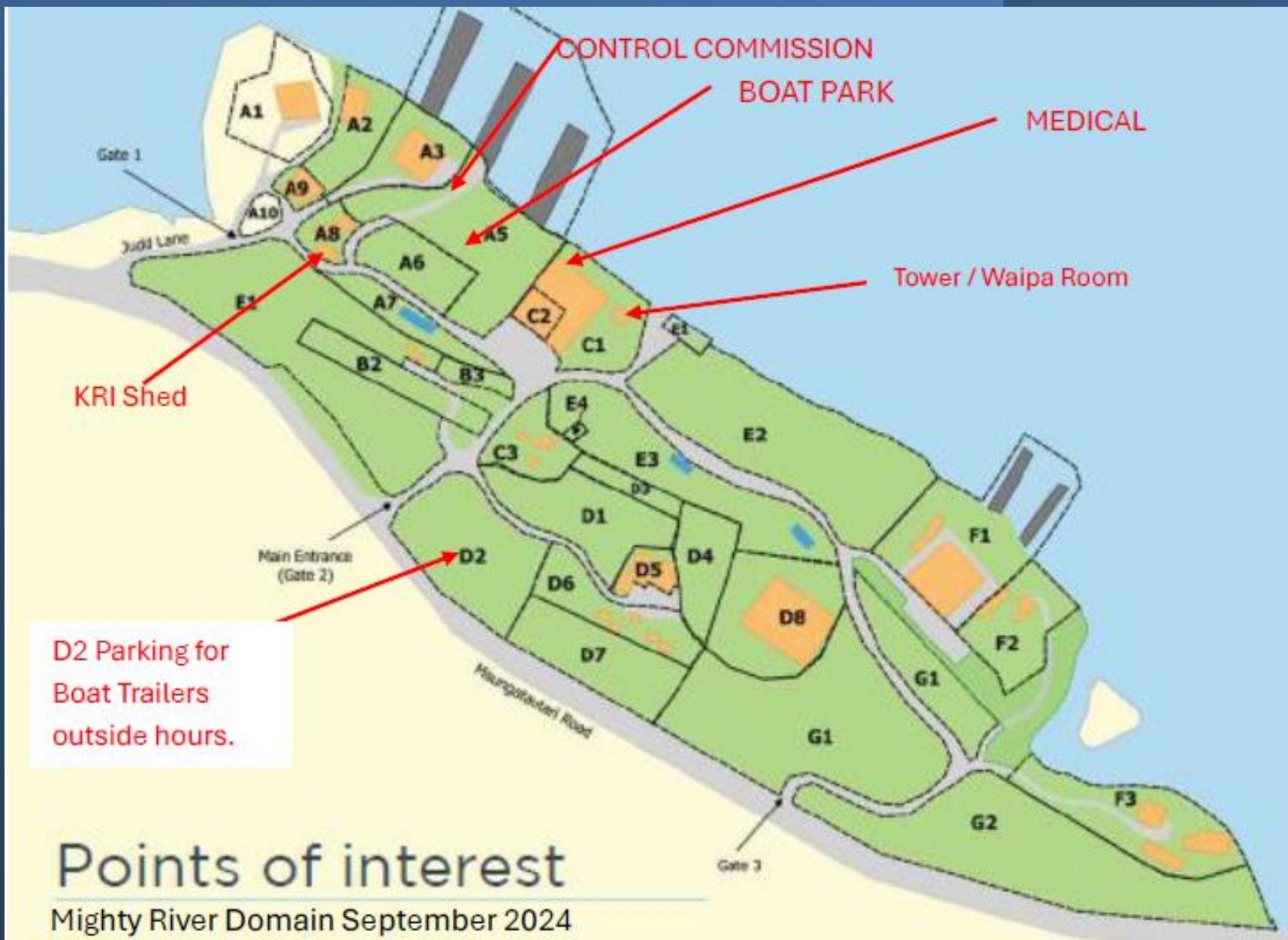
Please use reusable bottles and containers where possible.

KRI would like to encourage all clubs to sort your refuse within the confines of your own tent, making delivery and processing faster.

Only transparent bags will be accepted (no black bags).

Location: next to first block of toilets on the Spectator Embankment

All clubs are requested to assist in picking up litter in your area at the end of the day – let's leave the site the way we found it.



LOCATIONS

CHIEF UMPIRE & SAFETY OFFICER

- Upstairs of the Sir Don Rowlands, in the Karāpiro room

COACHES' ROOM

- No room at this regatta

SIR DON ROWLANDS HALL

- Is closed for use. Please ensure nobody from your club/school accessed the hall.

PARKING

Gate 1/Judd Lane:

- Competitor drop off (no parking), use roundabout
- Boat trailers and support vehicles (displaying support vehicle pass)

Gate 2:

- Support vehicles (displaying support vehicle pass)
- Buses (big ones)
- Race Officials, Volunteers and VIPs

Gate 3:

- Minivans and Coaches
- Public
- Mobility Parking

ONLY EFTPOS ACCEPTED

ABSOLUTELY NO PARKING OR DROP OFFS ALONG MAUNGATAUTARI ROAD.

BOAT PARK & TRAILERS

- The Boat Park is only accessible from **10am on Friday 28th November** until 6pm
- Trailers that arrive outside of these times must park via Gate 2 on the right in D2 (SEE MAP Previous Slide)
- Please do not place boats on dumps on roads or walkways
- Please ensure there are NO overhangs of boats onto walkways or roads

During the regatta, the Boat Park is limited to competitors and coaches only

Should you need assistance, please approach any of the KRI volunteers in compliance to assist

SQUAD TENTS

- Where space allows, each trailer can erect a 3x3 tent immediately adjacent to the boat trailer.

PLEASE BE COGNISANT OF YOUR NEIGHBOURS AND DO NOT ENCROACH ON THEIR AREA, ESPECIALLY WITH ERGS.

- Trailers allocated parking on the island of Judd Lane can erect a tent on the slope between the Upper and Lower Boat Park.
- Please do not erect any tents along the western side of Judd Lane, under the trees, as the branches are not secure.
- Please ensure all tents are securely tied down and guy ropes are not obstructing any walkways.

SPECTATOR TENTS

- Can be erected from 12:00 (Midday) Friday 28th November
- Only transparent bags containing rubbish and recycling will be accepted at the waste station (absolutely no black bags)
- If you have gas present in your tent, you **MUST** have a fire extinguisher readily available.
- Ensure all tent pegs are safely covered.
- Ensure no tent legs or guy ropes obstruct emergency access paths.
- Do NOT remove any bollards when accessing the area.
- Ensure all electrical equipment has been tagged and tested.
- **Tent Supply drop-off:** Please collect a pass from the Office.

No vehicle access along the Spectator Embankment is allowed from 30 min prior to the first race until after the last race. Please drop off food and supplies prior to the start of racing.

Any access outside these times the Safety Officer / Event Manager must be contacted.

Reminder that the entire venue is ALCOHOL free

VENUE

- **PHOTOGRAPHY:** The Start Pontoon and Boat park are restricted to accredited photographers (Pink Tabards) only
- **CYCLING & SCOOTERS:** No RIDING of cycles or scooters in the venue, ITS DANGEROUS.
- **DOGS:** Please no dogs on site. \$300 fine can be issued by Waipa District Council
- **ALCOHOL/SMOKE/DRUG FREE:** This regatta is a Smoke, Vape, Alcohol and Drug free event

TRAFFIC

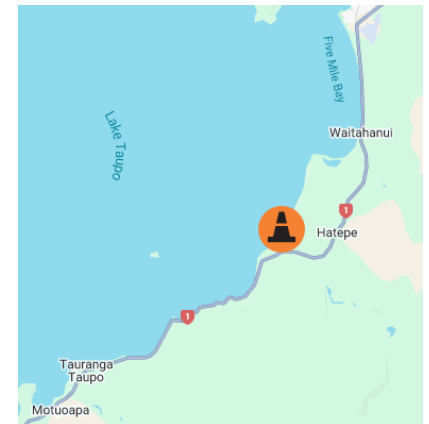
A reminder for all travelling to and from the Regatta

- SH29 Kaimai Range - closure: The Kaimai Range will close for 5 nights, from Sunday 30 November to Thursday 4 December, between 7.30pm and 4am each night
 - SH1 Tokoroa to Ātiamuri:
 - Night works 9 Nov- Late December
 - SH 1 Taupo to Turangi
 - Stop / Go, Lane Management, Speed restrictions.



TRAVELLING TO / FROM: suggestions

- **GOING SOUTH**, go via Taumarunui / Te Kuiti / Te Awamutu
- Watch for updates from NZTA



DAM ROAD IS OPEN (No Trailers)

REGATTA CONTROL

RACING PROGRAMME:

- 9 lane trial: all non-novice events up to 9 held lanes (4 min intervals)
- Novice 2x events use up to 8 lanes; rest of novice up to 6 lanes (5 min intervals)
- Heats on Saturday with a few remaining on Sunday morning. Finals @ 5 mins

MULTIPLE CREWS in an event? Check the crew member names – don't guess!

- Make sure your crews carry the correct bow number

CREW ALTERATIONS:

- Make subs / scratches no less than 60 minutes before published race start time
- Alterations can be made on rowIT or at the tower
- Max of 50% of rowers (plus cox) can be subbed in any boat (includes medical subs). 50% is relative to the crew as entered.
- Make those scratchings! Let Regatta Control know, even if it's less than 60 mins before race - otherwise we will be searching for you.
- If you are scratching out of a final, PLEASE let us know in plenty of time so we can find somebody else to fill your spot!

REGATTA CONTROL

Read the Conditions – posted on the rowIT "profile" tab for each regatta

Preliminary Heats:

- In events with 8 or fewer entries, a preliminary heat will be held
- Prelims are optional. If your crew does not intend to race in the prelim, you must let Regatta Control know at least 60 mins before the start of the race.
- If Regatta Control is not notified and the crew does not turn up, the crew will be deemed a DNS (and will get a penalty fine). They will still be allocated a lane in the final
 - Ask for an opt-out form at the office – don't fill in a scratch form!
- Prelims are races for lane allocation; unplaced crews and those who opt out will be placed randomly in the remaining lanes
- If heats are running late, prelims may be cut. If finals are running late, straight finals may be cut. But we won't cut both!

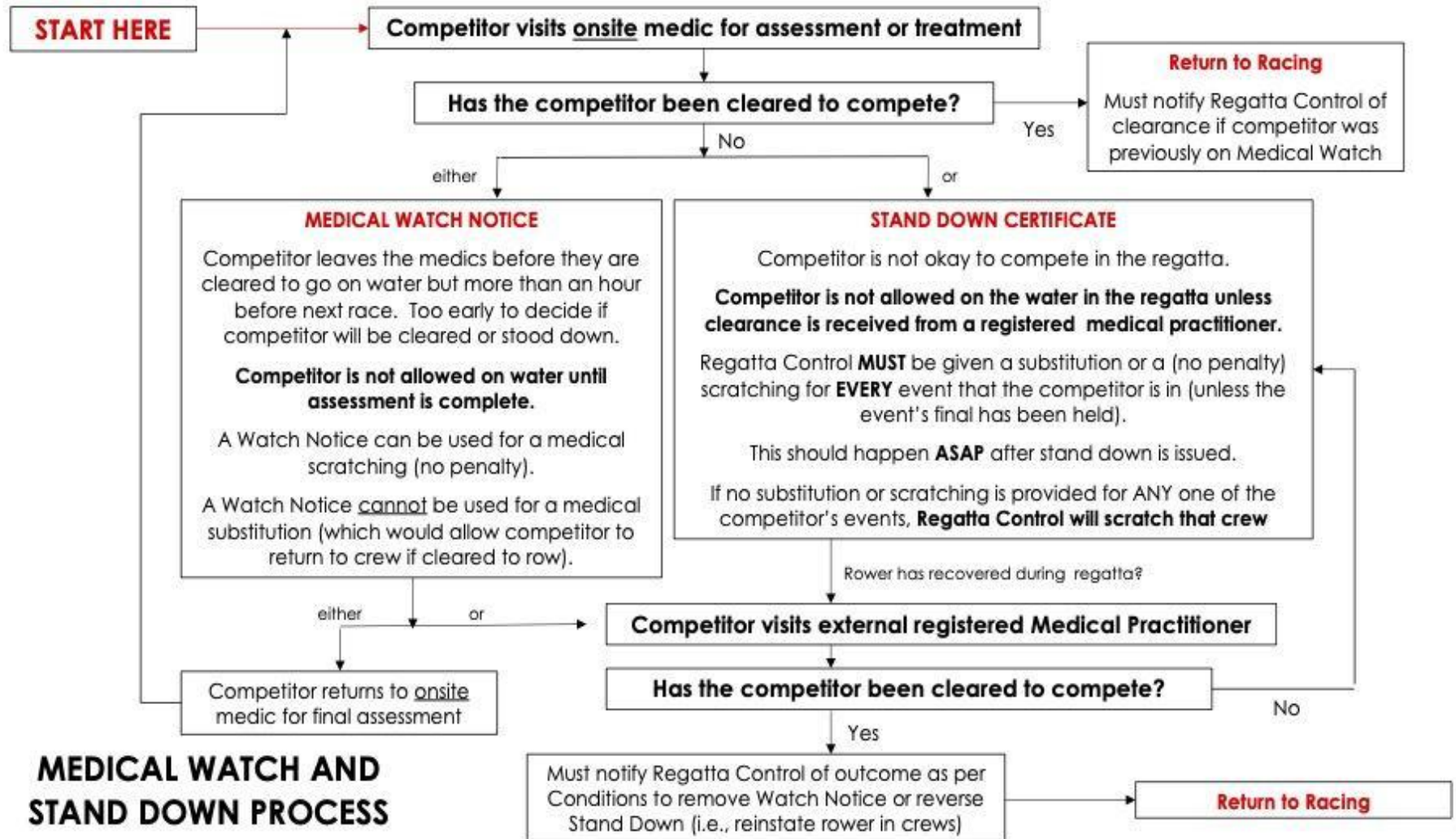
REGATTA CONTROL

A medical sub can be made within 60 mins of race with medical certificate from onsite medic or a qualified medical professional. A medical scratching has no penalty.

Potential outcomes of medical assessment by on-site medics:

- a. **Cleared** to continue competing; or
- b. Medical **Watch**: Not allowed to race until assessment is completed (can be released by onsite medic)
 - If a watch has not been released prior to race, then crew will be medically scratched and not allowed on the water
- c. Medical **Stand Down**: Not allowed to race (need clearance from registered medical practitioner to remove Stand Down)
 - Must sub competitor out of all crews (or scratch)!

MEDICAL WATCHES/STAND DOWNS



**MEDICAL WATCH AND
STAND DOWN PROCESS**

CONTROL COMMISSION

There will be NO calling of races. Presume the regatta is on time and be at the Start in good time for your race.

Boat compliance: 100% check!

- Hatch covers (to be in place as per rules, NO duct tape), heel restraints, quick release, bow balls, compartments empty
- Please check your own boats in the presence of our Compliance Licensed Officials
 - Boats may be checked at any time by the Officials!
 - IF A BOAT IS NON-COMPLIANT YOU WILL BE TOLD TO RETURN TO THE BOAT RACKS TO RECTIFY THE ISSUE.

Name checking of crews will be carried out

Coxswain armbands will also be checked

CONTROL COMMISSION

Coaching During Racing and Technological Devices

RNZ Rule 65.1: It is prohibited for any person (other than the crew's coxswain) to give instructions, advice or directions to crew members that are racing, with any electric, electronic or other technical device, either directly or indirectly.

Regatta Conditions:

- Competitors and coaches must comply with Rule 65 of the [Rules](#), noting Rule 65.3 that a crew receiving coaching while racing, with the use of a technological device, may be **Excluded** from the event.
- Under Rule 65.2.a of the [Rules](#), the Organising Committee may require crews to carry on their boats such equipment as it considers desirable for the better promotion of the sport of rowing (e.g., mini-cameras, microphones, GPS, etc.) provided that such equipment is identical in weight and location for all boats in a race.

For Example:

Crews can carry or wear any devices on a boat, they can communicate with their crew or send data to the shore, but they CANNOT receive advice or guidance from the shore using a technological device. Those that do risk exclusion.

CONTROL COMMISSION

LAUNCHING PONTOON AREA: Keep area clear of all belongings (e.g. shoes, oar carriers, loose blades). NO running on the pontoons and only 1 or 2 helpers for each boat to avoid overcrowding.

BOAT WEIGHING: No boat weighing at this regatta

HOT SEATING: – at Pontoons – you must notify the Compliance Chief at the gazebo by the on-water pontoons of any hot swaps.

UNIFORM: Rowers must race in the colours of the entry entity i.e. club colours for crews entered by clubs, school colours for crews entered by schools.

COX WEIGH-IN

COX WEIGHING: is in the KRI shed (See MAP Slide 8)

- Coxswains must weigh in pursuant to Rule 21.5(a)(i) of the [Rules](#) **not less than one hour and not more than two hours before their first race of the regatta.**
 - A Yellow Card will be issued if late to weigh in.
 - A no-show will result in Exclusion.
- Coxswains only have to weigh-in once for this regatta (not both days) so they need to keep their wristband!
- If the regatta is running behind time, the weigh-in time remains as per the programme

COX WEIGH-IN

WRIST BANDS:

- Once weighed in the cox will be issued a wrist band. The coxswain needs to **keep this on for the regatta.**
- If the Cox has **dead weight** to carry the wristband is on their **RIGHT wrist**
- If the Cox has **NO dead weight** to carry the wristband will be on their **LEFT wrist.**

LIFE JACKETS:

- Ensure lifejackets are appropriate and of a good standard.

DEAD WEIGHT:

- Please ensure weights have no loose straps that can snag.
- If sharing weights, please ensure you re-tie them correctly.
- Ensure crews take their coxswain's weights with them AT ALL TIMES.
- **It must not be connected in any way to a crew member, nor should it be of such a composition that it might impede their exit from the boat.**
- To be placed in the boat as close as possible to the coxswain.
- **In a bow-coxed boat, it must not be placed in front of the coxswain.**



ROWER CLOTHING

RNZ Rule 22.3 - Rowers' Clothing

Additional garments may be worn underneath the official uniform for reasons of comfort, safety, or modesty, provided that the official club or association uniform remains the outermost visible layer.

Note KRI local condition: Undergarments must be uniformly worn

- If undergarments are worn, they must be the same for all those wearing them.
- Not all of the crew are required to wear undergarments, but if worn they must be identical
- For example:
 - One rower could wear a long-sleeved white top under their row suit, and the rest of the crew can have no undergarments
 - If any other rower wears an undergarment, it must also be a long-sleeved white top to match the first rower

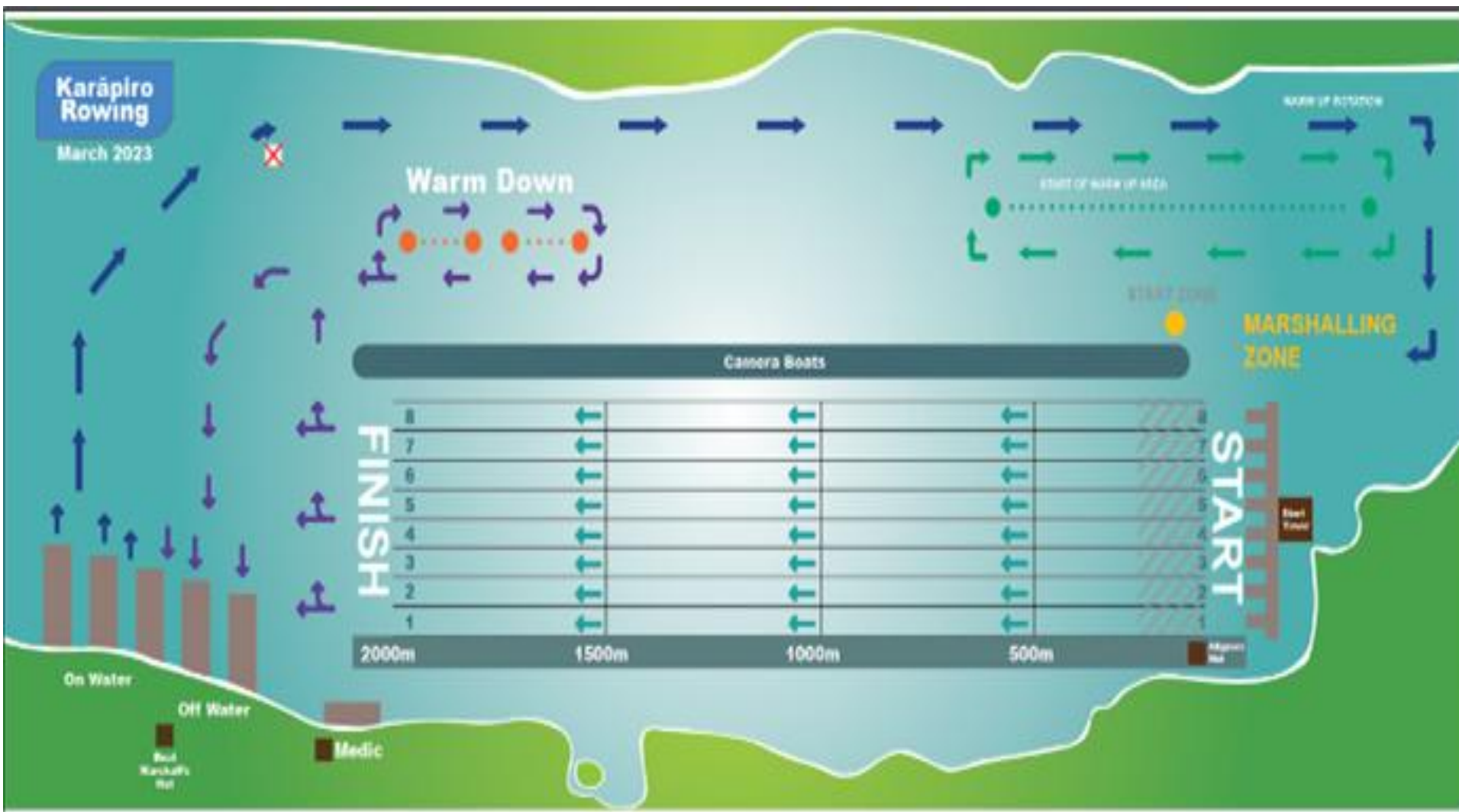
FLOW PATTERN



- **PONTOONS:** Ensure correct pontoon is used to enter or exit the water. The center pontoon will be a swing pontoon as advised by the Compliance Team
- **FLOW ROTATION:** Follow arrows as depicted on next slide
 - White buoy with a **RED** cross must be rounded. This is a NEW Buoy
 - The last **GREEN** buoy must be rounded to enter the Marshalling area
- **WARM DOWN AREA:** Will be available , CAUTION Camera Boats and crossing traffic
- **SOUTHERN LIMIT:** 100m behind the Start is a buoy Line (weed wires) that **MUST NOT BE CROSSED**
- **EMERGENCY PONTOON:** Outside Medical Rooms. For emergencies only

FLOW PATTERN

LAKE **CLOSED** TO THE PUBLIC



THE START

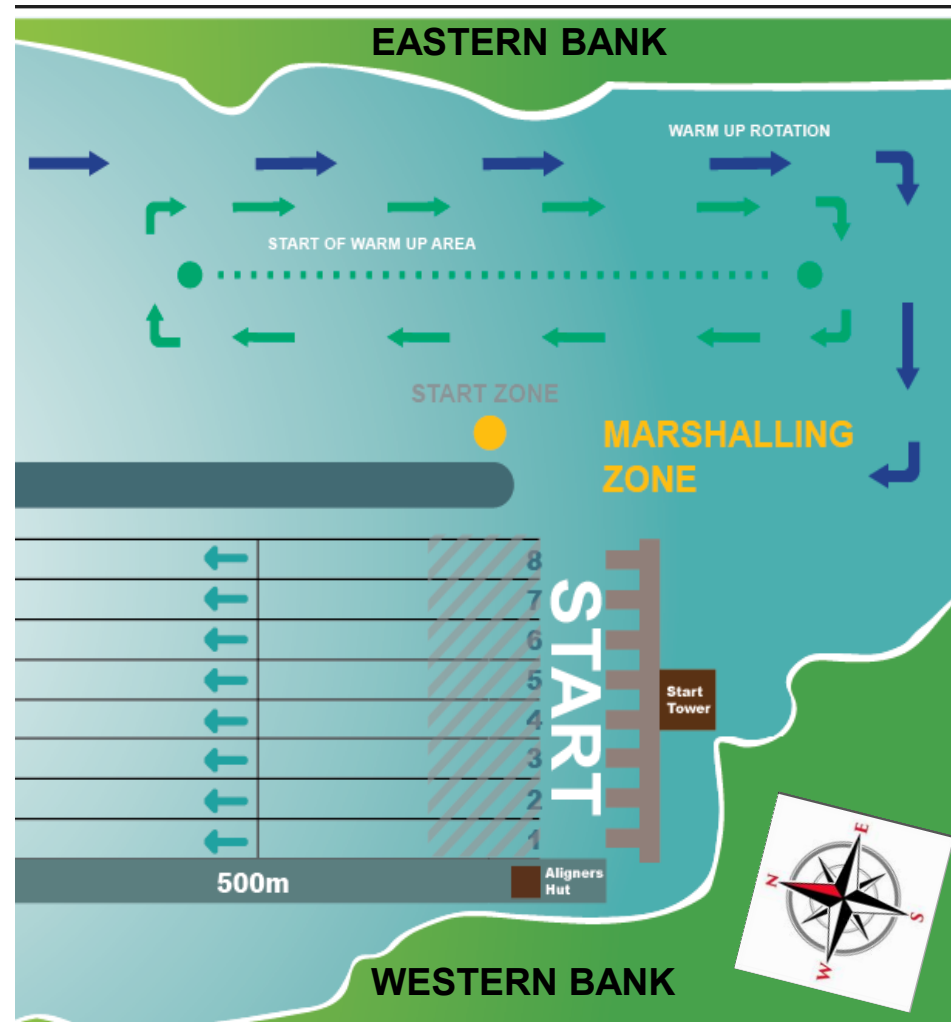
Please note: The start area is a **QUIET ZONE**!

WARM UP AREA GREEN BUOY LINE:


May be crossed West to East anywhere.

Never cross East to West, Southern Buoy MUST be rounded.

- **Warm Up Area:** Practise Starts allowed in the traffic direction shown
- **Holding Area** (orange buoy): Arrive here 5 mins before start time in lane order 1 to 8. Lane 1 goes in first
- **Marshalling Zone** (the area from the Start Tower to the weed wire): there are to be **NO** practise starts / pieces in this area. Its busy be aware of other boats.
- **No Entry Zone:** Do not go past the buoy line 100m to the south of the Start
- **Held start (the blocks):** Stern first into blocks and start backing close to pontoons
- **Entering the Start:** Please spend some time explaining to your rowers how to enter the start. It is expected your students know how to enter the start blocks during the regatta; crews unable to access the start run the risk of a Lane 0 row home
- **Procedure:** Quick Starts and Roll Call will be made as required. Crews are to be visible 5 mins before their race in the marshalling area behind the Start and held 2 mins before the start of their race. If not held at 2 mins, a Yellow Card may be issued
- **Boat Holders:** Will be present
- A video on the KRI website under "Coaching Resources" explains more about the Start process



THE ROWING COURSE



START:

- There are no “Next Race” alphas displayed on the Start Tower as **they have moved to the end of the pontoon** – please inform your crews.
- They can also see which alpha is in the “blocks”.

FINISH:

- The FINISH is TWO lines of RED buoys, positioned two meters apart (1m each on either side of the finish line).
- The actual Finish line is not demarcated or visible to crews
- Please ensure crews continue rowing past the second line of finish buoys.

THE ROWING COURSE



1000m Course

- To facilitate "held starts" at the 1000m, two *small* red buoys are located in the middle of the lanes approximately 7 meters apart at the 1000m
- They can be safely rowed over.

SAFETY OFFICER UPDATE

- **WEATHER:**

SATURDAY : W-SW 10-20kph, Gusts to 30kph. SUNNY . UV Index 10 (Very High) : 21-25deg

SUNDAY: N-NW 10-15kph, Gusts 30kph. UV Index 10 (Very High) : 21-23deg; Chance of showers late PM

- **MEDICAL:**

The Medical Team will be in the First Aid room (see Flow Rotation Map)

- **MEDICAL OVERSIGHT FROM SAFETY:**

Oversight extends from On water to Off water.

If a crew misses a race, Safety will not contact Coach / Adult Safety Officer

If there is a Medical Event on the water, Safety will do its utmost to contact Coach / Adult Safety Officer and advise.

ANY QUESTIONS / QUERIES PLEASE RING SAFETY OFFICER

TRAINING

FRIDAY 28th NOV TRAINING: Training will be from 10:00 – 17:00

We will need volunteers to man Safety Boats , please contact the Safety Officer ASAP if you intend to utilize this. Please introduce yourself at the Numbers Hut. Bow numbers will be required.

SATURDAY 29th / SUNDAY 30th NOV:

- **Morning Training before Racing :** The Lake is closed to the Public from 0500; Regatta Rotation is in effect. Crews can train until 0715. The Safety Officer must be notified by text when you proceed on the water and when you are back ashore.

Sunrise 0550.

End of Day Training: The Lake is open to the public from 18:00, crews can train after this time complying with the RNZ Water Safety Code.

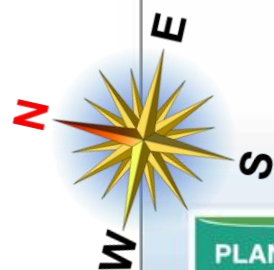
Sunset: 2020.

- **Lake OPEN to Public:** When the Lake is open to the Public, the Flow rotation reverses; see next slide.

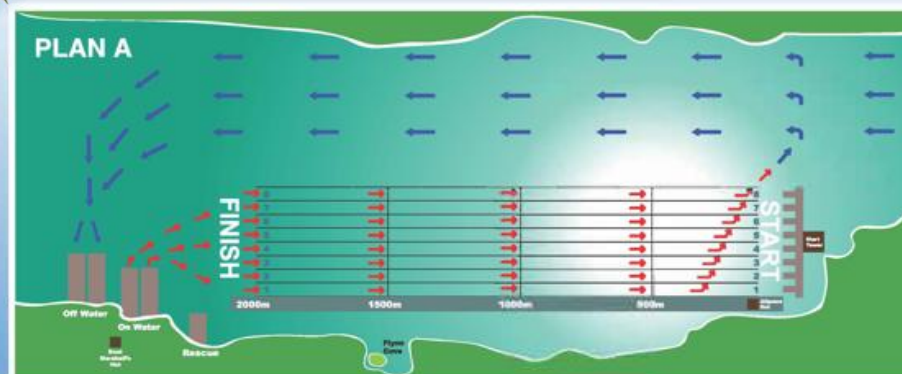
TRAINING DURING RACING: Training is only allowed at the discretion of the Safety Officer; A bow number will be required to be on the Lake. See The Chief Compliance at the Numbers HUT.

- If crews wish to go for a row outside the confines of the course , the Safety officer **MUST** be contacted.

FLOW PATTERN LAKE **OPEN** TO THE PUBLIC



NO LAKE CLOSURE WITH OR WITHOUT BUOYED LANES IN POSITION



- IT IS UNLAWFUL TO UTILISE THE LANES IN A DOWNSTREAM DIRECTION AT ANY TIME (E.G. HEADING FROM THE START LINE TOWARDS THE FINISH LINE)
- IMAGINE THERE IS AN IMAGINARY LINE DOWN THE CENTRE OF THE LAKE. ALL VESSELS MUST KEEP TO THE STARBOARD (RIGHT) SIDE OF THE LAKE.
- USE PLAN A WHEN TRAINING OUTSIDE A LAKE CLOSURE.

SAFETY OFFICER UPDATE

- **FINISH**

Please remind crews **NOT** to lie down in the boat after finishing their race. We are very vigilant of crew member welfare post-race.

- **ASSISTANCE IN EVENT OF CAPSIZE**

Our Safety Team will first ensure the welfare of a capsized crew and will then clear the course.

The Safety team will assist crews into their boat and they can complete the race if they so wish.

- **EVACUATION POINT**

If an incident occurs requiring an evacuation of the complex, it will be announced over WhatsApp and the PA system both in the Boat Park and on the Bank.

ALL attendees are to evacuate up the hill toward the camping ground or car park areas.

PARA ROWERS

- If you are entering a Para rower to row in non-Para events, please contact regattacontrol@karapirowing.com to ensure that the Safety Officer is informed prior to the regatta

PERSONAL/SAFETY

- **TEMPERATURE:** Hot! Be appropriately dressed
- **STUDENT WELFARE:** Hydration/food/ Infectious diseases
- **MEDICAL CONDITIONS:** Please ensure competitor medical conditions are updated accurately in rowIT.
 - If a rower requires an electronic device for Medical reasons, please advise the Chief Safety Officer (see Rule 65.2.b).
- **EPI-PENS:** If required, please ensure they are carried by students.
- **UNSPORTSMANLIKE BEHAVIOUR:** Please refrain from using bad language on the water and ensure that ALL officials and volunteers are treated with respect.
- **MEASLES / INFECTIOUS DISEASES:** Please be vigilant and follow the instructions sent.

REMINDERS

- Compliant bow balls / heel restraints / hatch covers
- Traffic flow rotation
- Limited race calling , ensure you are on time and allow sufficient time
- ALL boats and equipment must be washed down on departure.
- Coaches ANY ISSUES please talk to us early rather than later!
- There were many examples in the presentation of important information, Traffic, Parking, Rubbish , Rules of the Regatta, Regatta Control and Safety.

**ENSURE ALL THIS INFORMATION IS PASSED ON TO
YOUR COACHES, CREWS AND PARENTS! POINT THEM
TO THE PRESENTATION AND CONDITIONS POSTED
ONLINE....**

QUESTIONS

Contact Details:

OPERATIONS: Carol

Email: operations@karapirorowing.com

Phone: 027 506 6544

CHIEF SAFETY OFFICER: Greg

Email: safety@karapirorowing.com

Phone: 027 336 0873

BOAT PARK MANAGER: David

Email: boatpark@karapirorowing.com

Phone: 021 810 182



This presentation will be on the KRI website after the meeting.